



Streaming from T9261-E to Twitch

The screenshot shows the T21 T9261-E web interface. At the top, there are social media icons (www, f, in, <, ✉) and the device name 'T9261-E'. On the right, the date '11/09/2017 15:12:22' and a 'LOGOUT' button are visible. The main area features a color calibration chart, two audio group graphs (Audio Group 1 and Audio Group 2), and a bitrate graph labeled 'Encode 1 UDP Output Mbps'. A navigation bar includes 'STATUS', 'ENCODE', 'HOST', and 'HELP' tabs, with 'ENCODE' selected. Below this, there are 'STATUS', 'SDI', and 'STATISTICS' tabs. A large blue box on the right displays 'ENCODING' in white text. At the bottom right, there are 'Reacquire SDI' and 'Restart Encoder' buttons. Technical details include: User: T21, IPv4: 192.168.1.127, SN: 9261E-00056, FW: 2017-11-06_16-52-11, SDI Input Signal: Locked, SDI Lock Time: 1 Hours 59 Minutes 9 Seconds, Source Format: 1920x1080i59.94, Encode 1: udp://239.0.104.104:2000, and Audio Delay: 0 with an 'Apply' button.

Start with a valid SDI source connection. This is indicated by the blue box displaying “ENCODING” and a moving bitrate graph in the header.

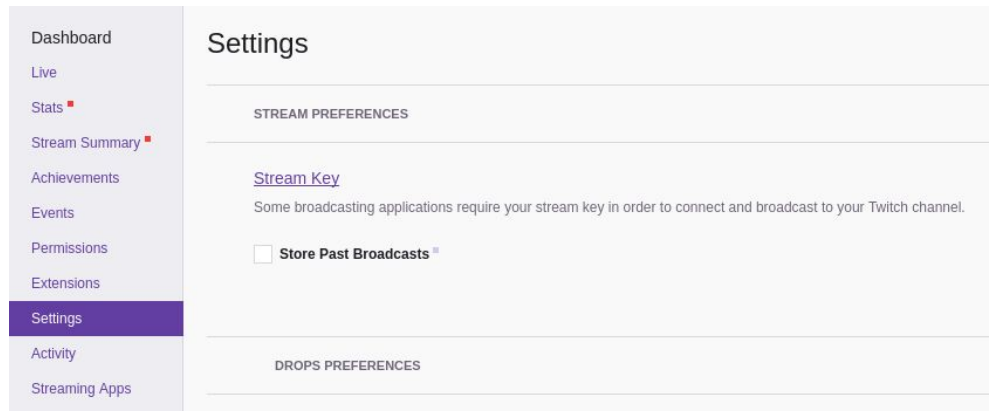
Sign in to **Twitch** and click on your username. Then click on **Dashboard**.

The screenshot shows the Twitch mobile dashboard menu for user 'LorrinOrder'. The user is 'Invisible'. The menu options are: Online (checked), Invisible (checked), Share my activity (unchecked), Dark Mode (unchecked), Channel, Video Manager, and Dashboard (highlighted in purple).

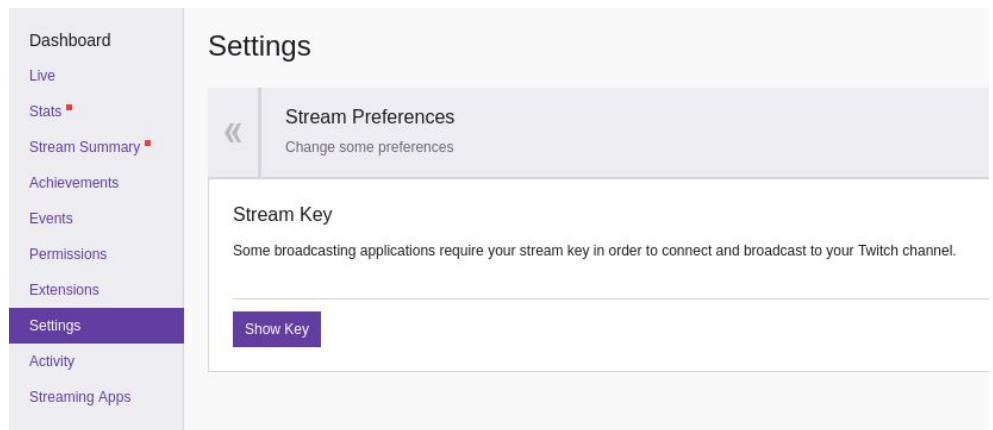


Streaming from T9261-E to Twitch

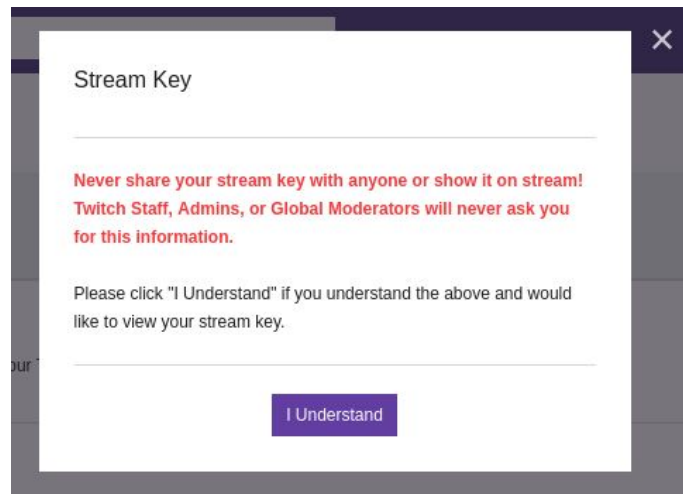
In the new window that opens up click on the **Settings** link on the left. Click on the **Stream Key** link.



Click on **Show Key** to open the modal.



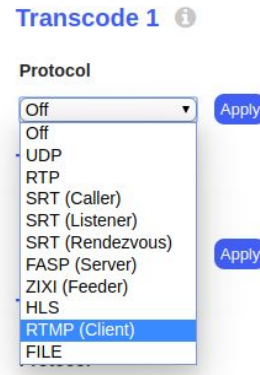
Click **I Understand** to see your key. It's important not to share it, otherwise you are exposed to someone hijacking your channel.



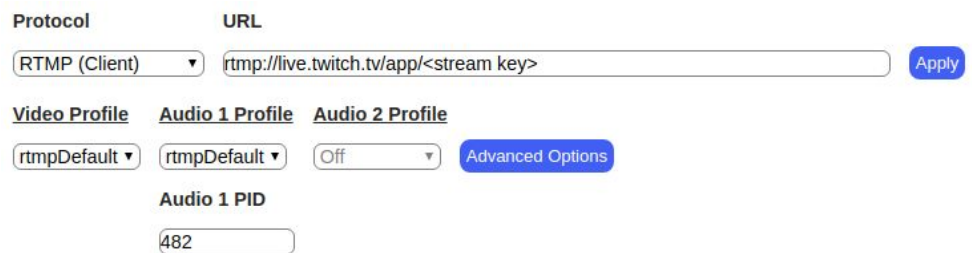


Streaming from T9261-E to Twitch

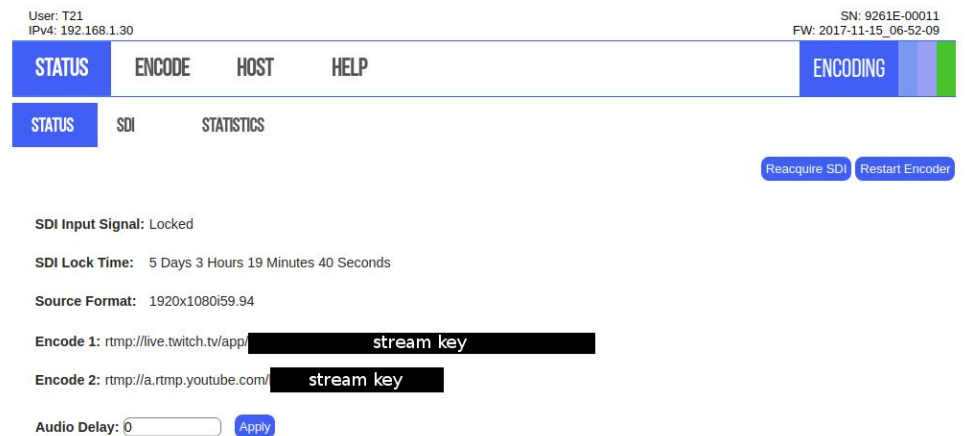
On the user interface go to the **Transcode** tab and select **RTMP (Client)** from the **Protocol** dropdown.



In the **URL** field follow this format: `rtmp://live.twitch.tv/app/<stream key>`
Use the key you got from **Twitch**.
Then click **Apply**.



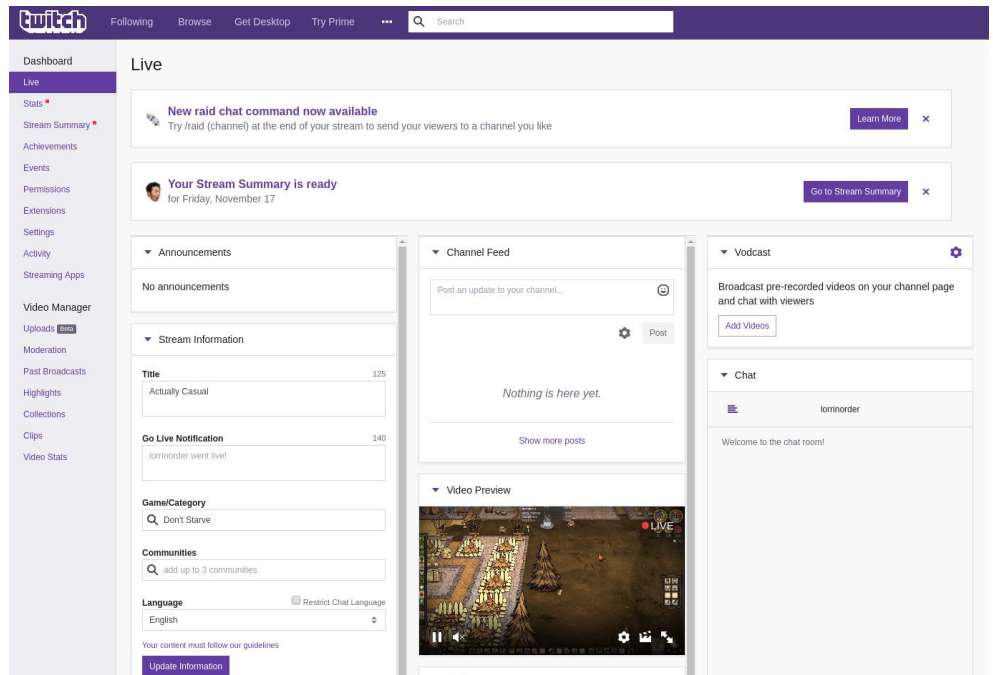
The **Encode** path will be visible on the **Status** tab and a blinking box will appear in the header.





Streaming from T9261-E to Twitch

Back on your **Twitch Dashboard** Page go to the **Live** link in the menu and the video from the T9261-E should be playing.



To stop the stream, select **Off** from the **Protocol** list on the T21 device and click **Apply**.



The video on your **Twitch** channel should change to **Offline**.

